






INSTRUCTIONS: PAWZ ALL-IN-ONE



-  POLYCARBONATE MOUTH PIECE
-  POLYCARBONATE RESERVOIR
-  USB-C CHARGING PORT/TANK SWITCH
-  DUAL TANK (MICROCORE ATOMIZER)
-  POLYCARBONATE BODY



 Height: 2.75 IN
 Width: 1.50 IN
 1.0mL/2.0mL Capacity

- STEP 1.** TANK SELECTION - Slide the switch on bottom of the device to chose tank & flavor.
- POSITION A (RIGHT SIDE/BLUE LIGHT) - TANK & FLAVOR 1
 - POISTION B (LEFT SIDE/GREEN LIGHT) - TANK & FLAVOR 2
 - POSITION C (CENTER) - BOTH TANKS ARE COMBINED
- STEP 2.** ACTIVATION - Form seal with mouth and Inhale through mouthpiece to activate.